



## FEEDBACK FOR REVIEW OF SYLLABUS

Date: 27-04-23

KITSW values feedback from students, teachers, employers, parents and alumni regarding its syllabuses and other curriculum matters as part of its continuous improvement policy. To provide feedback please complete the following feedback survey form.

Please select your category:

|                        |                                     |
|------------------------|-------------------------------------|
| Student                | <input checked="" type="checkbox"/> |
| Teacher                | <input type="checkbox"/>            |
| Employer               | <input type="checkbox"/>            |
| Parent                 | <input type="checkbox"/>            |
| Alumni                 | <input type="checkbox"/>            |
| Other (Please specify) | <input type="checkbox"/>            |

### Alumni Feedback

Please give following details:

|                             |              |
|-----------------------------|--------------|
| Name                        | G. Shalini   |
| Department                  | E.C.E        |
| Studied during (Acad Years) | 2019-2023    |
| Presently employed at       | not employed |
| Contact Details             | 7569796083   |

Please rate the following points:

- A. The activities organized by the college/department met the objective of bringing about overall development of the students

|                   |                                     |
|-------------------|-------------------------------------|
| Strongly Agree    | <input checked="" type="checkbox"/> |
| Agree             | <input type="checkbox"/>            |
| Neutral           | <input type="checkbox"/>            |
| Disagree          | <input type="checkbox"/>            |
| Strongly Disagree | <input type="checkbox"/>            |

- B. The facilities provided by college such as laboratories, equipment, computer facilities, internet wi-fi and seminar hall were up-to the mark

|                   |                                     |
|-------------------|-------------------------------------|
| Strongly Agree    | <input type="checkbox"/>            |
| Agree             | <input checked="" type="checkbox"/> |
| Neutral           | <input type="checkbox"/>            |
| Disagree          | <input type="checkbox"/>            |
| Strongly Disagree | <input type="checkbox"/>            |

C. Curriculum helps in developing personality of your ward

|                   |   |
|-------------------|---|
| Strongly Agree    |   |
| Agree             |   |
| Neutral           | ✓ |
| Disagree          |   |
| Strongly Disagree |   |

D. Curriculum enhances employability

|                   |   |
|-------------------|---|
| Strongly Agree    |   |
| Agree             | ✓ |
| Neutral           |   |
| Disagree          |   |
| Strongly Disagree |   |

E. Syllabus is applicable to the solution for the local problems

|                   |   |
|-------------------|---|
| Strongly Agree    | ✓ |
| Agree             |   |
| Neutral           |   |
| Disagree          |   |
| Strongly Disagree |   |

F. Your ward get adequate knowledge from the curriculum

|                   |   |
|-------------------|---|
| Strongly Agree    | ✓ |
| Agree             |   |
| Neutral           |   |
| Disagree          |   |
| Strongly Disagree |   |

G. Please give suggestions for improvement (*to consider during syllabus revision*)



Signature

Thank you for taking the time to provide feedback.

Your comments will be analysed and considered along with feedback received from other stakeholders. This information will assist KITSW to determine how well the curriculum is meeting the needs of students and to identify areas requiring change or further monitoring.





## FEEDBACK FOR REVIEW OF SYLLABUS

Date:

KITSW values feedback from students, teachers, employers, parents and alumni regarding its syllabuses and other curriculum matters as part of its continuous improvement policy. To provide feedback please complete the following feedback survey form.

Please select your category:

|                        |  |
|------------------------|--|
| Student                |  |
| Teacher                |  |
| Employer               |  |
| Parent                 |  |
| Alumni                 |  |
| Other (Please specify) |  |

### Student Feedback

Please give following details:

|               |  |
|---------------|--|
| Name          |  |
| Department    |  |
| Academic Year |  |
| Semester      |  |

Please rate your syllabus on the following points:

- A. When you compare yourself with other counterparts from other colleges/university, you feel that you got most of all the facilities and plus some extra which is not available in other colleges

|                    |  |
|--------------------|--|
| Strongly Agree     |  |
| Agree              |  |
| Neutral            |  |
| Not Agree          |  |
| Strongly not Agree |  |

- B. Learning value (in terms of skills, concepts, knowledge, analytical abilities or broadening perspectives)

|           |  |
|-----------|--|
| Poor      |  |
| Fair      |  |
| Average   |  |
| Good      |  |
| Excellent |  |

C. Applicability/relevance to real life situations

|           |  |
|-----------|--|
| Poor      |  |
| Fair      |  |
| Average   |  |
| Good      |  |
| Excellent |  |

D. Depth of the course content

|           |  |
|-----------|--|
| Poor      |  |
| Fair      |  |
| Average   |  |
| Good      |  |
| Excellent |  |

E. Extent of the coverage of course

|           |  |
|-----------|--|
| Poor      |  |
| Fair      |  |
| Average   |  |
| Good      |  |
| Excellent |  |

F. Syllabus is sufficient to make you analyse the engineering problems and its suitable solution

|           |  |
|-----------|--|
| Poor      |  |
| Fair      |  |
| Average   |  |
| Good      |  |
| Excellent |  |

G. Relevance for implementation in projects

|           |  |
|-----------|--|
| Poor      |  |
| Fair      |  |
| Average   |  |
| Good      |  |
| Excellent |  |

H. Compatibility with industry standards

|           |  |
|-----------|--|
| Poor      |  |
| Fair      |  |
| Average   |  |
| Good      |  |
| Excellent |  |



I. Overall rating

|           |  |  |
|-----------|--|--|
| Poor      |  |  |
| Fair      |  |  |
| Average   |  |  |
| Good      |  |  |
| Excellent |  |  |

J. Give suggestions for improvement *(to consider during syllabus revision)*

Signature

Thank you for taking the time to provide feedback.

Your comments will be analysed and considered along with feedback received from other stakeholders. This information will assist KITSW to determine how well the curriculum is meeting the needs of students and to identify areas requiring change or further monitoring.





### FEEDBACK FOR REVIEW OF SYLLABUS

Date: 27-04-2023

KITSW values feedback from students, teachers, employers, parents and alumni regarding its syllabuses and other curriculum matters as part of its continuous improvement policy. To provide feedback please complete the following feedback survey form.

Please select your category:

|                        |                                     |
|------------------------|-------------------------------------|
| Student                | <input checked="" type="checkbox"/> |
| Teacher                | <input type="checkbox"/>            |
| Employer               | <input type="checkbox"/>            |
| Parent                 | <input type="checkbox"/>            |
| Alumni                 | <input type="checkbox"/>            |
| Other (Please specify) | <input type="checkbox"/>            |

### Alumni Feedback

Please give following details:

|                             |            |
|-----------------------------|------------|
| Name                        | P. Aravind |
| Department                  | ECE        |
| Studied during (Acad Years) | 2019-2023  |
| Presently employed at       | Cognizant  |
| Contact Details             | 8185844675 |

Please rate the following points:

- A. The activities organized by the college/ department met the objective of bringing about overall development of the students

|                   |                                     |
|-------------------|-------------------------------------|
| Strongly Agree    | <input checked="" type="checkbox"/> |
| Agree             | <input type="checkbox"/>            |
| Neutral           | <input type="checkbox"/>            |
| Disagree          | <input type="checkbox"/>            |
| Strongly Disagree | <input type="checkbox"/>            |

- B. The facilities provided by college such as laboratories, equipment, computer facilities, internet wi-fi and seminar hall were up-to the mark

|                   |                                     |
|-------------------|-------------------------------------|
| Strongly Agree    | <input type="checkbox"/>            |
| Agree             | <input checked="" type="checkbox"/> |
| Neutral           | <input type="checkbox"/>            |
| Disagree          | <input type="checkbox"/>            |
| Strongly Disagree | <input type="checkbox"/>            |



C. The counseling & guidance provided by the faculties to all students was excellent

|                   |                                     |
|-------------------|-------------------------------------|
| Strongly Agree    | <input checked="" type="checkbox"/> |
| Agree             | <input type="checkbox"/>            |
| Neutral           | <input type="checkbox"/>            |
| Disagree          | <input type="checkbox"/>            |
| Strongly Disagree | <input type="checkbox"/>            |

D. The library facilities provided by the college was excellent

|                   |                                     |
|-------------------|-------------------------------------|
| Strongly Agree    | <input checked="" type="checkbox"/> |
| Agree             | <input type="checkbox"/>            |
| Neutral           | <input type="checkbox"/>            |
| Disagree          | <input type="checkbox"/>            |
| Strongly Disagree | <input type="checkbox"/>            |

E. When you compare yourself with other counterparts from other colleges/ university, you feel that you got most of all the facilities and plus some extra which is not available in other colleges

|                   |                                     |
|-------------------|-------------------------------------|
| Strongly Agree    | <input checked="" type="checkbox"/> |
| Agree             | <input type="checkbox"/>            |
| Neutral           | <input type="checkbox"/>            |
| Disagree          | <input type="checkbox"/>            |
| Strongly Disagree | <input type="checkbox"/>            |

F. The syllabus was

|             |                                     |
|-------------|-------------------------------------|
| Challenging | <input checked="" type="checkbox"/> |
| Adequate    | <input type="checkbox"/>            |
| Inadequate  | <input type="checkbox"/>            |
| Dull        | <input type="checkbox"/>            |
| Irrelevant  | <input type="checkbox"/>            |

G. Your background for benefiting from the course was

|                     |                                     |
|---------------------|-------------------------------------|
| Highly Relevant     | <input checked="" type="checkbox"/> |
| Relevant            | <input type="checkbox"/>            |
| Partly Relevant     | <input type="checkbox"/>            |
| Mostly Relevant     | <input type="checkbox"/>            |
| Completely Relevant | <input type="checkbox"/>            |



H. Has your time at KITSW been intellectually enriching?

|            |                                     |
|------------|-------------------------------------|
| Yes        | <input checked="" type="checkbox"/> |
| No         | <input type="checkbox"/>            |
| Marginally | <input type="checkbox"/>            |

Rate your courses on the following points:

I. Learning value (in terms of skills, concepts, knowledge, analytical abilities or broadening perspectives)

|           |                                     |
|-----------|-------------------------------------|
| Poor      | <input type="checkbox"/>            |
| Fair      | <input type="checkbox"/>            |
| Average   | <input type="checkbox"/>            |
| Good      | <input checked="" type="checkbox"/> |
| Excellent | <input type="checkbox"/>            |

J. Applicability/relevance to real life situations

|           |                                     |
|-----------|-------------------------------------|
| Poor      | <input type="checkbox"/>            |
| Fair      | <input type="checkbox"/>            |
| Average   | <input type="checkbox"/>            |
| Good      | <input checked="" type="checkbox"/> |
| Excellent | <input type="checkbox"/>            |

K. Depth of the course content

|           |                                     |
|-----------|-------------------------------------|
| Poor      | <input type="checkbox"/>            |
| Fair      | <input type="checkbox"/>            |
| Average   | <input type="checkbox"/>            |
| Good      | <input checked="" type="checkbox"/> |
| Excellent | <input type="checkbox"/>            |

L. Extent of the coverage of course

|           |                                     |
|-----------|-------------------------------------|
| Poor      | <input type="checkbox"/>            |
| Fair      | <input type="checkbox"/>            |
| Average   | <input type="checkbox"/>            |
| Good      | <input checked="" type="checkbox"/> |
| Excellent | <input type="checkbox"/>            |

M. Extent of effort required by the students

|      |                                     |
|------|-------------------------------------|
| Poor | <input type="checkbox"/>            |
| Fair | <input checked="" type="checkbox"/> |



|           |                                     |
|-----------|-------------------------------------|
| Average   |                                     |
| Good      | <input checked="" type="checkbox"/> |
| Excellent |                                     |

N. Relevance/learning value of Seminar/mini-project/project

|           |                                     |
|-----------|-------------------------------------|
| Poor      |                                     |
| Fair      |                                     |
| Average   |                                     |
| Good      | <input checked="" type="checkbox"/> |
| Excellent |                                     |

O. Overall rating

|           |                                     |
|-----------|-------------------------------------|
| Poor      |                                     |
| Fair      |                                     |
| Average   |                                     |
| Good      | <input checked="" type="checkbox"/> |
| Excellent |                                     |

P. Give suggestions for improvement (*to consider during syllabus revision*)

B.Tech project work should carry out in the industries related to their field.

  
Signature

Thank you for taking the time to provide feedback.

Your comments will be analysed and considered along with feedback received from other stakeholders. This information will assist KITSW to determine how well the curriculum is meeting the needs of students and to identify areas requiring change or further monitoring.





### FEEDBACK FOR REVIEW OF SYLLABUS

Date:

KITSW values feedback from students, teachers, employers, parents and alumni regarding its syllabuses and other curriculum matters as part of its continuous improvement policy. To provide feedback please complete the following feedback survey form.

Please select your category:

|                        |                                     |
|------------------------|-------------------------------------|
| Student                | <input checked="" type="checkbox"/> |
| Teacher                | <input type="checkbox"/>            |
| Employer               | <input type="checkbox"/>            |
| Parent                 | <input type="checkbox"/>            |
| Alumni                 | <input type="checkbox"/>            |
| Other (Please specify) | <input type="checkbox"/>            |

### Alumni Feedback

Please give following details:

|                             |                        |
|-----------------------------|------------------------|
| Name                        | C. Suhas Reddy         |
| Department                  | ECE                    |
| Studied during (Acad Years) | 2019-2023              |
| Presently employed at       |                        |
| Contact Details             | 9347065827, 9885108060 |

Please rate the following points:

- A. The activities organized by the college/ department met the objective of bringing about overall development of the students

|                   |                                     |
|-------------------|-------------------------------------|
| Strongly Agree    | <input type="checkbox"/>            |
| Agree             | <input type="checkbox"/>            |
| Neutral           | <input checked="" type="checkbox"/> |
| Disagree          | <input type="checkbox"/>            |
| Strongly Disagree | <input type="checkbox"/>            |

- B. The facilities provided by college such as laboratories, equipment, computer facilities, internet wi-fi and seminar hall were up-to the mark

|                   |                                     |
|-------------------|-------------------------------------|
| Strongly Agree    | <input type="checkbox"/>            |
| Agree             | <input checked="" type="checkbox"/> |
| Neutral           | <input type="checkbox"/>            |
| Disagree          | <input type="checkbox"/>            |
| Strongly Disagree | <input type="checkbox"/>            |



C. The counseling & guidance provided by the faculties to all students was excellent

|                   |                                     |
|-------------------|-------------------------------------|
| Strongly Agree    | <input checked="" type="checkbox"/> |
| Agree             | <input type="checkbox"/>            |
| Neutral           | <input type="checkbox"/>            |
| Disagree          | <input type="checkbox"/>            |
| Strongly Disagree | <input type="checkbox"/>            |

D. The library facilities provided by the college was excellent

|                   |                                     |
|-------------------|-------------------------------------|
| Strongly Agree    | <input checked="" type="checkbox"/> |
| Agree             | <input type="checkbox"/>            |
| Neutral           | <input type="checkbox"/>            |
| Disagree          | <input type="checkbox"/>            |
| Strongly Disagree | <input type="checkbox"/>            |

E. When you compare yourself with other counterparts from other colleges/ university, you feel that you got most of all the facilities and plus some extra which is not available in other colleges

|                   |                                     |
|-------------------|-------------------------------------|
| Strongly Agree    | <input checked="" type="checkbox"/> |
| Agree             | <input type="checkbox"/>            |
| Neutral           | <input type="checkbox"/>            |
| Disagree          | <input type="checkbox"/>            |
| Strongly Disagree | <input type="checkbox"/>            |

F. The syllabus was

|             |                                     |
|-------------|-------------------------------------|
| Challenging | <input checked="" type="checkbox"/> |
| Adequate    | <input type="checkbox"/>            |
| Inadequate  | <input type="checkbox"/>            |
| Dull        | <input type="checkbox"/>            |
| Irrelevant  | <input type="checkbox"/>            |

G. Your background for benefiting from the course was

|                     |                                     |
|---------------------|-------------------------------------|
| Highly Relevant     | <input type="checkbox"/>            |
| Relevant            | <input checked="" type="checkbox"/> |
| Partly Relevant     | <input type="checkbox"/>            |
| Mostly Relevant     | <input type="checkbox"/>            |
| Completely Relevant | <input type="checkbox"/>            |



H. Has your time at KITSW been intellectually enriching?

|            |                                     |
|------------|-------------------------------------|
| Yes        | <input checked="" type="checkbox"/> |
| No         | <input type="checkbox"/>            |
| Marginally | <input type="checkbox"/>            |

Rate your courses on the following points:

I. Learning value (in terms of skills, concepts, knowledge, analytical abilities or broadening perspectives)

|           |                                     |
|-----------|-------------------------------------|
| Poor      | <input type="checkbox"/>            |
| Fair      | <input type="checkbox"/>            |
| Average   | <input type="checkbox"/>            |
| Good      | <input checked="" type="checkbox"/> |
| Excellent | <input type="checkbox"/>            |

J. Applicability/relevance to real life situations

|           |                                     |
|-----------|-------------------------------------|
| Poor      | <input type="checkbox"/>            |
| Fair      | <input type="checkbox"/>            |
| Average   | <input type="checkbox"/>            |
| Good      | <input type="checkbox"/>            |
| Excellent | <input checked="" type="checkbox"/> |

K. Depth of the course content

|           |                                     |
|-----------|-------------------------------------|
| Poor      | <input type="checkbox"/>            |
| Fair      | <input checked="" type="checkbox"/> |
| Average   | <input type="checkbox"/>            |
| Good      | <input type="checkbox"/>            |
| Excellent | <input type="checkbox"/>            |

L. Extent of the coverage of course

|           |                                     |
|-----------|-------------------------------------|
| Poor      | <input type="checkbox"/>            |
| Fair      | <input checked="" type="checkbox"/> |
| Average   | <input type="checkbox"/>            |
| Good      | <input type="checkbox"/>            |
| Excellent | <input type="checkbox"/>            |

M. Extent of effort required by the students

|      |                                     |
|------|-------------------------------------|
| Poor | <input type="checkbox"/>            |
| Fair | <input checked="" type="checkbox"/> |



|           |  |
|-----------|--|
| Average   |  |
| Good      |  |
| Excellent |  |

N. Relevance/learning value of Seminar/ mini-project/ project


|           |                                     |
|-----------|-------------------------------------|
| Poor      |                                     |
| Fair      | <input checked="" type="checkbox"/> |
| Average   |                                     |
| Good      |                                     |
| Excellent |                                     |

O. Overall rating

|           |                                     |
|-----------|-------------------------------------|
| Poor      |                                     |
| Fair      | <input checked="" type="checkbox"/> |
| Average   |                                     |
| Good      |                                     |
| Excellent |                                     |

P. Give suggestions for improvement (*to consider during syllabus revision*)

B.Tech project work should carry out in the industries related to their field.

  
Signature

Thank you for taking the time to provide feedback.

Your comments will be analysed and considered along with feedback received from other stakeholders. This information will assist KITSW to determine how well the curriculum is meeting the needs of students and to identify areas requiring change or further monitoring.





### FEEDBACK FOR REVIEW OF SYLLABUS

Date: 27/4/23

KITSW values feedback from students, teachers, employers, parents and alumni regarding its syllabuses and other curriculum matters as part of its continuous improvement policy. To provide feedback please complete the following feedback survey form.

Please select your category:

|                        |                                     |
|------------------------|-------------------------------------|
| Student                | <input checked="" type="checkbox"/> |
| Teacher                | <input type="checkbox"/>            |
| Employer               | <input type="checkbox"/>            |
| Parent                 | <input type="checkbox"/>            |
| Alumni                 | <input type="checkbox"/>            |
| Other (Please specify) | <input type="checkbox"/>            |

### Alumni Feedback

Please give following details:

|                             |                          |
|-----------------------------|--------------------------|
| Name                        | chella - Narasimha Swamy |
| Department                  | Degree                   |
| Studied during (Acad Years) |                          |
| Presently employed at       | Business                 |
| Contact Details             | 9963896701               |

Please rate the following points:

- A. The activities organized by the college/ department met the objective of bringing about overall development of the students

|                   |                                     |
|-------------------|-------------------------------------|
| Strongly Agree    | <input type="checkbox"/>            |
| Agree             | <input checked="" type="checkbox"/> |
| Neutral           | <input type="checkbox"/>            |
| Disagree          | <input type="checkbox"/>            |
| Strongly Disagree | <input type="checkbox"/>            |

- B. The facilities provided by college such as laboratories, equipment, computer facilities, internet wi-fi and seminar hall were up-to the mark

|                   |                                     |
|-------------------|-------------------------------------|
| Strongly Agree    | <input type="checkbox"/>            |
| Agree             | <input checked="" type="checkbox"/> |
| Neutral           | <input type="checkbox"/>            |
| Disagree          | <input type="checkbox"/>            |
| Strongly Disagree | <input type="checkbox"/>            |



C. The counseling & guidance provided by the faculties to all students was excellent

|                   |   |
|-------------------|---|
| Strongly Agree    |   |
| Agree             | ✓ |
| Neutral           |   |
| Disagree          |   |
| Strongly Disagree |   |

D. The library facilities provided by the college was excellent

|                   |   |
|-------------------|---|
| Strongly Agree    |   |
| Agree             | ✓ |
| Neutral           |   |
| Disagree          |   |
| Strongly Disagree |   |

E. When you compare yourself with other counterparts from other colleges/ university, you feel that you got most of all the facilities and plus some extra which is not available in other colleges

|                   |   |
|-------------------|---|
| Strongly Agree    |   |
| Agree             | ✓ |
| Neutral           |   |
| Disagree          |   |
| Strongly Disagree |   |

F. The syllabus was

|             |   |
|-------------|---|
| Challenging | ✓ |
| Adequate    |   |
| Inadequate  |   |
| Dull        |   |
| Irrelevant  |   |

G. Your background for benefiting from the course was

|                     |   |
|---------------------|---|
| Highly Relevant     |   |
| Relevant            | ✓ |
| Partly Relevant     |   |
| Mostly Relevant     |   |
| Completely Relevant |   |



H. Has your time at KITSW been intellectually enriching?

|            |                                     |
|------------|-------------------------------------|
| Yes        | <input checked="" type="checkbox"/> |
| No         | <input type="checkbox"/>            |
| Marginally | <input type="checkbox"/>            |

Rate *your courses* on the following points:

I. Learning value (*in terms of skills, concepts, knowledge, analytical abilities or broadening perspectives*)

|           |                                     |
|-----------|-------------------------------------|
| Poor      | <input type="checkbox"/>            |
| Fair      | <input checked="" type="checkbox"/> |
| Average   | <input type="checkbox"/>            |
| Good      | <input type="checkbox"/>            |
| Excellent | <input type="checkbox"/>            |

J. Applicability/ relevance to real life situations

|           |                                     |
|-----------|-------------------------------------|
| Poor      | <input type="checkbox"/>            |
| Fair      | <input checked="" type="checkbox"/> |
| Average   | <input type="checkbox"/>            |
| Good      | <input type="checkbox"/>            |
| Excellent | <input type="checkbox"/>            |

K. Depth of the course content

|           |                                     |
|-----------|-------------------------------------|
| Poor      | <input type="checkbox"/>            |
| Fair      | <input type="checkbox"/>            |
| Average   | <input type="checkbox"/>            |
| Good      | <input checked="" type="checkbox"/> |
| Excellent | <input type="checkbox"/>            |

L. Extent of the coverage of course

|           |                                     |
|-----------|-------------------------------------|
| Poor      | <input type="checkbox"/>            |
| Fair      | <input checked="" type="checkbox"/> |
| Average   | <input type="checkbox"/>            |
| Good      | <input type="checkbox"/>            |
| Excellent | <input type="checkbox"/>            |

M. Extent of effort required by the students

|      |                                     |
|------|-------------------------------------|
| Poor | <input type="checkbox"/>            |
| Fair | <input checked="" type="checkbox"/> |



|           |  |
|-----------|--|
| Average   |  |
| Good      |  |
| Excellent |  |

N. Relevance/learning value of Seminar/mini-project/project

|           |   |
|-----------|---|
| Poor      |   |
| Fair      | ✓ |
| Average   |   |
| Good      |   |
| Excellent |   |

O. Overall rating

|           |   |
|-----------|---|
| Poor      |   |
| Fair      | ✓ |
| Average   |   |
| Good      |   |
| Excellent |   |

P. Give suggestions for improvement (*to consider during syllabus revision*)

B.Tech project work should carry out in the industries related to their field.

Ch. Ramadas  
Signature

Thank you for taking the time to provide feedback.

Your comments will be analysed and considered along with feedback received from other stakeholders. This information will assist KITSW to determine how well the curriculum is meeting the needs of students and to identify areas requiring change or further monitoring.



18/9EC119



## FEEDBACK FOR REVIEW OF SYLLABUS

Date: 26/04/23

KITSW values feedback from students, teachers, employers, parents and alumni regarding its syllabuses and other curriculum matters as part of its continuous improvement policy. To provide feedback please complete the following feedback survey form.

Please select your category:

|                        |                                     |
|------------------------|-------------------------------------|
| Student                | <input checked="" type="checkbox"/> |
| Teacher                | <input type="checkbox"/>            |
| Employer               | <input type="checkbox"/>            |
| Parent                 | <input type="checkbox"/>            |
| Alumni                 | <input type="checkbox"/>            |
| Other (Please specify) | <input type="checkbox"/>            |

### Alumni Feedback

Please give following details:

|                             |                |
|-----------------------------|----------------|
| Name                        | Gr Sachinethan |
| Department                  | E.C.E          |
| Studied during (Acad Years) | 2019-23        |
| Presently employed at       | Accubus        |
| Contact Details             | 9059041694     |

Please rate the following points:

- A. The activities organized by the college/department met the objective of bringing about overall development of the students

|                   |                                     |
|-------------------|-------------------------------------|
| Strongly Agree    | <input type="checkbox"/>            |
| Agree             | <input type="checkbox"/>            |
| Neutral           | <input checked="" type="checkbox"/> |
| Disagree          | <input type="checkbox"/>            |
| Strongly Disagree | <input type="checkbox"/>            |

- B. The facilities provided by college such as laboratories, equipment, computer facilities, internet ~~internet~~ wi-fi and seminar hall were up-to the mark

|                   |                                     |
|-------------------|-------------------------------------|
| Strongly Agree    | <input type="checkbox"/>            |
| Agree             | <input type="checkbox"/>            |
| Neutral           | <input type="checkbox"/>            |
| Disagree          | <input checked="" type="checkbox"/> |
| Strongly Disagree | <input checked="" type="checkbox"/> |



C. The counseling & guidance provided by the faculties to all students was excellent

|                   |                                     |
|-------------------|-------------------------------------|
| Strongly Agree    | <input checked="" type="checkbox"/> |
| Agree             | <input type="checkbox"/>            |
| Neutral           | <input type="checkbox"/>            |
| Disagree          | <input type="checkbox"/>            |
| Strongly Disagree | <input type="checkbox"/>            |

D. The library facilities provided by the college was excellent

|                   |                                     |
|-------------------|-------------------------------------|
| Strongly Agree    | <input checked="" type="checkbox"/> |
| Agree             | <input type="checkbox"/>            |
| Neutral           | <input type="checkbox"/>            |
| Disagree          | <input type="checkbox"/>            |
| Strongly Disagree | <input type="checkbox"/>            |

E. When you compare yourself with other counterparts from other colleges/ university, you feel that you got most of all the facilities and plus some extra which is not available in other colleges

|                   |                                     |
|-------------------|-------------------------------------|
| Strongly Agree    | <input type="checkbox"/>            |
| Agree             | <input checked="" type="checkbox"/> |
| Neutral           | <input type="checkbox"/>            |
| Disagree          | <input type="checkbox"/>            |
| Strongly Disagree | <input type="checkbox"/>            |

F. The syllabus was

|             |                                     |
|-------------|-------------------------------------|
| Challenging | <input checked="" type="checkbox"/> |
| Adequate    | <input type="checkbox"/>            |
| Inadequate  | <input type="checkbox"/>            |
| Dull        | <input type="checkbox"/>            |
| Irrelevant  | <input type="checkbox"/>            |

G. Your background for benefiting from the course was

|                     |                                     |
|---------------------|-------------------------------------|
| Highly Relevant     | <input type="checkbox"/>            |
| Relevant            | <input checked="" type="checkbox"/> |
| Partly Relevant     | <input type="checkbox"/>            |
| Mostly Relevant     | <input type="checkbox"/>            |
| Completely Relevant | <input type="checkbox"/>            |



H. Has your time at KITSW been intellectually enriching?

|            |                                     |
|------------|-------------------------------------|
| Yes        | <input checked="" type="checkbox"/> |
| No         | <input type="checkbox"/>            |
| Marginally | <input type="checkbox"/>            |

Rate your courses on the following points:

I. Learning value (in terms of skills, concepts, knowledge, analytical abilities or broadening perspectives)

|           |                                     |
|-----------|-------------------------------------|
| Poor      | <input type="checkbox"/>            |
| Fair      | <input checked="" type="checkbox"/> |
| Average   | <input type="checkbox"/>            |
| Good      | <input type="checkbox"/>            |
| Excellent | <input type="checkbox"/>            |

J. Applicability/relevance to real life situations

|           |                                     |
|-----------|-------------------------------------|
| Poor      | <input type="checkbox"/>            |
| Fair      | <input checked="" type="checkbox"/> |
| Average   | <input type="checkbox"/>            |
| Good      | <input type="checkbox"/>            |
| Excellent | <input type="checkbox"/>            |

K. Depth of the course content

|           |                                     |
|-----------|-------------------------------------|
| Poor      | <input type="checkbox"/>            |
| Fair      | <input type="checkbox"/>            |
| Average   | <input checked="" type="checkbox"/> |
| Good      | <input type="checkbox"/>            |
| Excellent | <input type="checkbox"/>            |

L. Extent of the coverage of course

|           |                                     |
|-----------|-------------------------------------|
| Poor      | <input type="checkbox"/>            |
| Fair      | <input type="checkbox"/>            |
| Average   | <input type="checkbox"/>            |
| Good      | <input checked="" type="checkbox"/> |
| Excellent | <input type="checkbox"/>            |

M. Extent of effort required by the students

|      |                                     |
|------|-------------------------------------|
| Poor | <input type="checkbox"/>            |
| Fair | <input checked="" type="checkbox"/> |



|           |  |
|-----------|--|
| Average   |  |
| Good      |  |
| Excellent |  |

N. Relevance/learning value of Seminar/mini-project/project


|           |   |
|-----------|---|
| Poor      |   |
| Fair      |   |
| Average   | ✓ |
| Good      |   |
| Excellent |   |

O. Overall rating

|           |   |
|-----------|---|
| Poor      |   |
| Fair      |   |
| Average   |   |
| Good      | ✓ |
| Excellent |   |

P. Give suggestions for improvement (*to consider during syllabus revision*)

B.Tech project work should carry out in the industries related to their field.

 Signature

Thank you for taking the time to provide feedback.

Your comments will be analysed and considered along with feedback received from other stakeholders. This information will assist KITSW to determine how well the curriculum is meeting the needs of students and to identify areas requiring change or further monitoring.





### FEEDBACK FOR REVIEW OF SYLLABUS

Date: 01/03/22

KITSW values feedback from students, teachers, employers, parents and alumni regarding its syllabuses and other curriculum matters as part of its continuous improvement policy. To provide feedback please complete the following feedback survey form.

Please select your category:

|                        |                                     |
|------------------------|-------------------------------------|
| Student                | <input checked="" type="checkbox"/> |
| Teacher                | <input type="checkbox"/>            |
| Employer               | <input type="checkbox"/>            |
| Parent                 | <input type="checkbox"/>            |
| Alumni                 | <input type="checkbox"/>            |
| Other (Please specify) | <input type="checkbox"/>            |

### Alumni Feedback

Please give following details:

|                             |                 |
|-----------------------------|-----------------|
| Name                        | J. LAXMI LAHARI |
| Department                  | ECE             |
| Studied during (Acad Years) | 2021- 2022      |
| Presently employed at       | SPRING - ML     |
| Contact Details             | 8096669612      |

Please rate the following points:

- A. The activities organized by the college/department met the objective of bringing about overall development of the students

|                   |                                     |
|-------------------|-------------------------------------|
| Strongly Agree    | <input checked="" type="checkbox"/> |
| Agree             | <input type="checkbox"/>            |
| Neutral           | <input type="checkbox"/>            |
| Disagree          | <input type="checkbox"/>            |
| Strongly Disagree | <input type="checkbox"/>            |

- B. The facilities provided by college such as laboratories, equipment, computer facilities, internet wi-fi and seminar hall were up-to the mark

|                   |                                     |
|-------------------|-------------------------------------|
| Strongly Agree    | <input checked="" type="checkbox"/> |
| Agree             | <input type="checkbox"/>            |
| Neutral           | <input type="checkbox"/>            |
| Disagree          | <input type="checkbox"/>            |
| Strongly Disagree | <input type="checkbox"/>            |



C. The counseling & guidance provided by the faculties to all students was excellent

|                   |   |
|-------------------|---|
| Strongly Agree    | ✓ |
| Agree             |   |
| Neutral           |   |
| Disagree          |   |
| Strongly Disagree |   |

D. The library facilities provided by the college was excellent

|                   |   |
|-------------------|---|
| Strongly Agree    | ✓ |
| Agree             |   |
| Neutral           |   |
| Disagree          |   |
| Strongly Disagree |   |

E. When you compare yourself with other counterparts from other colleges/ university, you feel that you got most of all the facilities and plus some extra which is not available in other colleges

|                   |   |
|-------------------|---|
| Strongly Agree    | ✓ |
| Agree             |   |
| Neutral           |   |
| Disagree          |   |
| Strongly Disagree |   |

F. The syllabus was

|             |   |
|-------------|---|
| Challenging | ✓ |
| Adequate    |   |
| Inadequate  |   |
| Dull        |   |
| Irrelevant  |   |

G. Your background for benefiting from the course was

|                     |   |
|---------------------|---|
| Highly Relevant     | ✓ |
| Relevant            |   |
| Partly Relevant     |   |
| Mostly Relevant     |   |
| Completely Relevant |   |

H. Has your time at KITSW been intellectually enriching?

|            |                                     |
|------------|-------------------------------------|
| Yes        | <input checked="" type="checkbox"/> |
| No         | <input type="checkbox"/>            |
| Marginally | <input type="checkbox"/>            |

Rate your courses on the following points:

I. Learning value (in terms of skills, concepts, knowledge, analytical abilities or broadening perspectives)

|           |                                     |
|-----------|-------------------------------------|
| Poor      | <input type="checkbox"/>            |
| Fair      | <input type="checkbox"/>            |
| Average   | <input type="checkbox"/>            |
| Good      | <input checked="" type="checkbox"/> |
| Excellent | <input type="checkbox"/>            |

J. Applicability/relevance to real life situations

|           |                                     |
|-----------|-------------------------------------|
| Poor      | <input type="checkbox"/>            |
| Fair      | <input type="checkbox"/>            |
| Average   | <input type="checkbox"/>            |
| Good      | <input checked="" type="checkbox"/> |
| Excellent | <input type="checkbox"/>            |

K. Depth of the course content

|           |                                     |
|-----------|-------------------------------------|
| Poor      | <input type="checkbox"/>            |
| Fair      | <input type="checkbox"/>            |
| Average   | <input type="checkbox"/>            |
| Good      | <input checked="" type="checkbox"/> |
| Excellent | <input type="checkbox"/>            |

L. Extent of the coverage of course

|           |                                     |
|-----------|-------------------------------------|
| Poor      | <input type="checkbox"/>            |
| Fair      | <input type="checkbox"/>            |
| Average   | <input type="checkbox"/>            |
| Good      | <input type="checkbox"/>            |
| Excellent | <input checked="" type="checkbox"/> |

M. Extent of effort required by the students

|      |                          |
|------|--------------------------|
| Poor | <input type="checkbox"/> |
| Fair | <input type="checkbox"/> |



|           |   |
|-----------|---|
| Average   |   |
| Good      |   |
| Excellent | ✓ |

N. Relevance/learning value of Seminar/mini-project/project

|           |   |
|-----------|---|
| Poor      |   |
| Fair      |   |
| Average   |   |
| Good      |   |
| Excellent | ✓ |

O. Overall rating

|           |   |
|-----------|---|
| Poor      |   |
| Fair      |   |
| Average   |   |
| Good      | ✓ |
| Excellent |   |

P. Give suggestions for improvement (to consider during syllabus revision)

B.Tech project work should carry out in the industries related to their field.

Laxmi Lahari  
Signature

Thank you for taking the time to provide feedback.

Your comments will be analysed and considered along with feedback received from other stakeholders. This information will assist KITSW to determine how well the curriculum is meeting the needs of students and to identify areas requiring change or further monitoring.



## FEEDBACK FOR REVIEW OF SYLLABUS

Date: 12/09/22

KITSW values feedback from students, teachers, employers, parents and alumni regarding its syllabuses and other curriculum matters as part of its continuous improvement policy. To provide feedback please complete the following feedback survey form.

Please select your category:

|                        |                                     |
|------------------------|-------------------------------------|
| Student                | <input checked="" type="checkbox"/> |
| Teacher                | <input type="checkbox"/>            |
| Employer               | <input type="checkbox"/>            |
| Parent                 | <input type="checkbox"/>            |
| Alumni                 | <input type="checkbox"/>            |
| Other (Please specify) | <input type="checkbox"/>            |

### Alumni Feedback

Please give following details:

|                             |               |
|-----------------------------|---------------|
| Name                        | Banda Anusha  |
| Department                  | ECE           |
| Studied during (Acad Years) | 2021-22       |
| Presently employed at       | Mesitiy Pli's |
| Contact Details             | 98666 99644   |

Please rate the following points:

- A. The activities organized by the college/department met the objective of bringing about overall development of the students

|                   |                                     |
|-------------------|-------------------------------------|
| Strongly Agree    | <input checked="" type="checkbox"/> |
| Agree             | <input type="checkbox"/>            |
| Neutral           | <input type="checkbox"/>            |
| Disagree          | <input type="checkbox"/>            |
| Strongly Disagree | <input type="checkbox"/>            |

- B. The facilities provided by college such as laboratories, equipment, computer facilities, internet wi-fi and seminar hall were up-to the mark

|                   |                                     |
|-------------------|-------------------------------------|
| Strongly Agree    | <input checked="" type="checkbox"/> |
| Agree             | <input type="checkbox"/>            |
| Neutral           | <input type="checkbox"/>            |
| Disagree          | <input type="checkbox"/>            |
| Strongly Disagree | <input type="checkbox"/>            |



C. The counseling & guidance provided by the faculties to all students was excellent

|                   |   |
|-------------------|---|
| Strongly Agree    |   |
| Agree             | ✓ |
| Neutral           |   |
| Disagree          |   |
| Strongly Disagree |   |

D. The library facilities provided by the college was excellent

|                   |   |
|-------------------|---|
| Strongly Agree    | ✓ |
| Agree             |   |
| Neutral           |   |
| Disagree          |   |
| Strongly Disagree |   |

E. When you compare yourself with other counterparts from other colleges/ university, you feel that you got most of all the facilities and plus some extra which is not available in other colleges

|                   |   |
|-------------------|---|
| Strongly Agree    | ✓ |
| Agree             |   |
| Neutral           |   |
| Disagree          |   |
| Strongly Disagree |   |

F. The syllabus was

|             |   |
|-------------|---|
| Challenging | ✓ |
| Adequate    |   |
| Inadequate  |   |
| Dull        |   |
| Irrelevant  |   |

G. Your background for benefiting from the course was

|                     |   |
|---------------------|---|
| Highly Relevant     | ✓ |
| Relevant            |   |
| Partly Relevant     |   |
| Mostly Relevant     |   |
| Completely Relevant |   |

H. Has your time at KITSW been intellectually enriching?

|            |                                     |
|------------|-------------------------------------|
| Yes        | <input checked="" type="checkbox"/> |
| No         | <input type="checkbox"/>            |
| Marginally | <input type="checkbox"/>            |

Rate *your courses* on the following points:

I. Learning value (*in terms of skills, concepts, knowledge, analytical abilities or broadening perspectives*)

|           |                                     |
|-----------|-------------------------------------|
| Poor      | <input type="checkbox"/>            |
| Fair      | <input type="checkbox"/>            |
| Average   | <input type="checkbox"/>            |
| Good      | <input type="checkbox"/>            |
| Excellent | <input checked="" type="checkbox"/> |

J. Applicability/relevance to real life situations

|           |                                     |
|-----------|-------------------------------------|
| Poor      | <input type="checkbox"/>            |
| Fair      | <input type="checkbox"/>            |
| Average   | <input type="checkbox"/>            |
| Good      | <input type="checkbox"/>            |
| Excellent | <input checked="" type="checkbox"/> |

K. Depth of the course content

|           |                                     |
|-----------|-------------------------------------|
| Poor      | <input type="checkbox"/>            |
| Fair      | <input type="checkbox"/>            |
| Average   | <input type="checkbox"/>            |
| Good      | <input type="checkbox"/>            |
| Excellent | <input checked="" type="checkbox"/> |

L. Extent of the coverage of course

|           |                                     |
|-----------|-------------------------------------|
| Poor      | <input type="checkbox"/>            |
| Fair      | <input type="checkbox"/>            |
| Average   | <input type="checkbox"/>            |
| Good      | <input checked="" type="checkbox"/> |
| Excellent | <input type="checkbox"/>            |

M. Extent of effort required by the students

|      |                          |
|------|--------------------------|
| Poor | <input type="checkbox"/> |
| Fair | <input type="checkbox"/> |



|           |   |
|-----------|---|
| Average   |   |
| Good      |   |
| Excellent | ✓ |

N. Relevance/learning value of Seminar/mini-project/project

|           |   |
|-----------|---|
| Poor      |   |
| Fair      |   |
| Average   |   |
| Good      |   |
| Excellent | ✓ |

O. Overall rating

|           |   |
|-----------|---|
| Poor      |   |
| Fair      |   |
| Average   |   |
| Good      |   |
| Excellent | ✓ |

P. Give suggestions for improvement (*to consider during syllabus revision*)

B.Tech project work should carry out in the industries related to their field.

  
Signature

Thank you for taking the time to provide feedback.

Your comments will be analysed and considered along with feedback received from other stakeholders. This information will assist KITSW to determine how well the curriculum is meeting the needs of students and to identify areas requiring change or further monitoring.



**FEEDBACK FOR REVIEW OF SYLLABUS**

Date: 23/03/22

KITSW values feedback from students, teachers, employers, parents and alumni regarding its syllabuses and other curriculum matters as part of its continuous improvement policy. To provide feedback please complete the following feedback survey form.

Please select your category:

|                        |                                     |
|------------------------|-------------------------------------|
| Student                | <input checked="" type="checkbox"/> |
| Teacher                | <input type="checkbox"/>            |
| Employer               | <input type="checkbox"/>            |
| Parent                 | <input type="checkbox"/>            |
| Alumni                 | <input type="checkbox"/>            |
| Other (Please specify) | <input type="checkbox"/>            |

**Alumni Feedback**

Please give following details:

|                             |                      |
|-----------------------------|----------------------|
| Name                        | Kusa Anish Reddy     |
| Department                  | EE                   |
| Studied during (Acad Years) | 2021 - 22            |
| Presently employed at       | Cognizant Chenc Next |
| Contact Details             | 6309804632           |

Please rate the following points:

- A. The activities organized by the college/department met the objective of bringing about overall development of the students

|                   |                                     |
|-------------------|-------------------------------------|
| Strongly Agree    | <input checked="" type="checkbox"/> |
| Agree             | <input type="checkbox"/>            |
| Neutral           | <input type="checkbox"/>            |
| Disagree          | <input type="checkbox"/>            |
| Strongly Disagree | <input type="checkbox"/>            |

- B. The facilities provided by college such as laboratories, equipment, computer facilities, internet wi-fi and seminar hall were up-to the mark

|                   |                                     |
|-------------------|-------------------------------------|
| Strongly Agree    | <input checked="" type="checkbox"/> |
| Agree             | <input type="checkbox"/>            |
| Neutral           | <input type="checkbox"/>            |
| Disagree          | <input type="checkbox"/>            |
| Strongly Disagree | <input type="checkbox"/>            |



C. The counseling & guidance provided by the faculties to all students was excellent

|                   |   |
|-------------------|---|
| Strongly Agree    |   |
| Agree             | ✓ |
| Neutral           |   |
| Disagree          |   |
| Strongly Disagree |   |

D. The library facilities provided by the college was excellent

|                   |   |
|-------------------|---|
| Strongly Agree    |   |
| Agree             | ✓ |
| Neutral           |   |
| Disagree          |   |
| Strongly Disagree |   |

E. When you compare yourself with other counterparts from other colleges/ university, you feel that you got most of all the facilities and plus some extra which is not available in other colleges

|                   |   |
|-------------------|---|
| Strongly Agree    | ✓ |
| Agree             |   |
| Neutral           |   |
| Disagree          |   |
| Strongly Disagree |   |

F. The syllabus was

|             |   |
|-------------|---|
| Challenging | ✓ |
| Adequate    |   |
| Inadequate  |   |
| Dull        |   |
| Irrelevant  |   |

G. Your background for benefiting from the course was

|                     |   |
|---------------------|---|
| Highly Relevant     | ✓ |
| Relevant            |   |
| Partly Relevant     |   |
| Mostly Relevant     |   |
| Completely Relevant |   |

H. Has your time at KITSW been intellectually enriching?

|            |                                     |
|------------|-------------------------------------|
| Yes        | <input checked="" type="checkbox"/> |
| No         | <input type="checkbox"/>            |
| Marginally | <input type="checkbox"/>            |

Rate your courses on the following points:

- I. Learning value (in terms of skills, concepts, knowledge, analytical abilities or broadening perspectives)

|           |                                     |
|-----------|-------------------------------------|
| Poor      | <input type="checkbox"/>            |
| Fair      | <input type="checkbox"/>            |
| Average   | <input type="checkbox"/>            |
| Good      | <input type="checkbox"/>            |
| Excellent | <input checked="" type="checkbox"/> |

- J. Applicability/relevance to real life situations

|           |                                     |
|-----------|-------------------------------------|
| Poor      | <input type="checkbox"/>            |
| Fair      | <input type="checkbox"/>            |
| Average   | <input type="checkbox"/>            |
| Good      | <input type="checkbox"/>            |
| Excellent | <input checked="" type="checkbox"/> |

- K. Depth of the course content

|           |                                     |
|-----------|-------------------------------------|
| Poor      | <input type="checkbox"/>            |
| Fair      | <input type="checkbox"/>            |
| Average   | <input type="checkbox"/>            |
| Good      | <input checked="" type="checkbox"/> |
| Excellent | <input type="checkbox"/>            |

- L. Extent of the coverage of course

|           |                                     |
|-----------|-------------------------------------|
| Poor      | <input type="checkbox"/>            |
| Fair      | <input type="checkbox"/>            |
| Average   | <input type="checkbox"/>            |
| Good      | <input type="checkbox"/>            |
| Excellent | <input checked="" type="checkbox"/> |

- M. Extent of effort required by the students

|      |                          |
|------|--------------------------|
| Poor | <input type="checkbox"/> |
| Fair | <input type="checkbox"/> |



|           |   |
|-----------|---|
| Average   |   |
| Good      |   |
| Excellent | ✓ |

N. Relevance/learning value of Seminar/mini-project/project

|           |   |
|-----------|---|
| Poor      |   |
| Fair      |   |
| Average   |   |
| Good      |   |
| Excellent | ✓ |

O. Overall rating

|           |   |
|-----------|---|
| Poor      |   |
| Fair      |   |
| Average   |   |
| Good      |   |
| Excellent | ✓ |

P. Give suggestions for improvement (to consider during syllabus revision)

B.Tech project work should carry out in the industries related to their field.

  
Signature

Thank you for taking the time to provide feedback.

Your comments will be analysed and considered along with feedback received from other stakeholders. This information will assist KITSW to determine how well the curriculum is meeting the needs of students and to identify areas requiring change or further monitoring.



### FEEDBACK FOR REVIEW OF SYLLABUS

Date: 25/08/2022

KITSW values feedback from students, teachers, employers, parents and alumni regarding its syllabuses and other curriculum matters as part of its continuous improvement policy. To provide feedback please complete the following feedback survey form.

Please select your category:

|                        |                                     |
|------------------------|-------------------------------------|
| Student                | <input checked="" type="checkbox"/> |
| Teacher                | <input type="checkbox"/>            |
| Employer               | <input type="checkbox"/>            |
| Parent                 | <input type="checkbox"/>            |
| Alumni                 | <input type="checkbox"/>            |
| Other (Please specify) | <input type="checkbox"/>            |

#### Alumni Feedback

Please give following details:

|                             |                     |
|-----------------------------|---------------------|
| Name                        | PASUPULETI THRIVENI |
| Department                  | ECE                 |
| Studied during (Acad Years) | 2021-2022           |
| Presently employed at       | TECH IQ AI          |
| Contact Details             | 9110553936          |

Please rate the following points:

- A. The activities organized by the college/department met the objective of bringing about overall development of the students

|                   |                                     |
|-------------------|-------------------------------------|
| Strongly Agree    | <input type="checkbox"/>            |
| Agree             | <input checked="" type="checkbox"/> |
| Neutral           | <input type="checkbox"/>            |
| Disagree          | <input type="checkbox"/>            |
| Strongly Disagree | <input type="checkbox"/>            |

- B. The facilities provided by college such as laboratories, equipment, computer facilities, internet wi-fi and seminar hall were up-to the mark

|                   |                                     |
|-------------------|-------------------------------------|
| Strongly Agree    | <input checked="" type="checkbox"/> |
| Agree             | <input type="checkbox"/>            |
| Neutral           | <input type="checkbox"/>            |
| Disagree          | <input type="checkbox"/>            |
| Strongly Disagree | <input type="checkbox"/>            |



C. The counseling & guidance provided by the faculties to all students was excellent

|                   |   |
|-------------------|---|
| Strongly Agree    |   |
| Agree             | ✓ |
| Neutral           |   |
| Disagree          |   |
| Strongly Disagree |   |

D. The library facilities provided by the college was excellent

|                   |   |
|-------------------|---|
| Strongly Agree    | ✓ |
| Agree             |   |
| Neutral           |   |
| Disagree          |   |
| Strongly Disagree |   |

E. When you compare yourself with other counterparts from other colleges/ university, you feel that you got most of all the facilities and plus some extra which is not available in other colleges

|                   |   |
|-------------------|---|
| Strongly Agree    |   |
| Agree             | ✓ |
| Neutral           |   |
| Disagree          |   |
| Strongly Disagree |   |

F. The syllabus was

|             |   |
|-------------|---|
| Challenging |   |
| Adequate    | ✓ |
| Inadequate  |   |
| Dull        |   |
| Irrelevant  |   |

G. Your background for benefiting from the course was

|                     |   |
|---------------------|---|
| Highly Relevant     |   |
| Relevant            | ✓ |
| Partly Relevant     |   |
| Mostly Relevant     |   |
| Completely Relevant |   |

H. Has your time at KITSW been intellectually enriching?

|            |                                     |
|------------|-------------------------------------|
| Yes        | <input checked="" type="checkbox"/> |
| No         | <input type="checkbox"/>            |
| Marginally | <input type="checkbox"/>            |

Rate your courses on the following points:

I. Learning value (in terms of skills, concepts, knowledge, analytical abilities or broadening perspectives)

|           |                                     |
|-----------|-------------------------------------|
| Poor      | <input type="checkbox"/>            |
| Fair      | <input type="checkbox"/>            |
| Average   | <input type="checkbox"/>            |
| Good      | <input checked="" type="checkbox"/> |
| Excellent | <input type="checkbox"/>            |

J. Applicability/relevance to real life situations

|           |                                     |
|-----------|-------------------------------------|
| Poor      | <input type="checkbox"/>            |
| Fair      | <input type="checkbox"/>            |
| Average   | <input type="checkbox"/>            |
| Good      | <input type="checkbox"/>            |
| Excellent | <input checked="" type="checkbox"/> |

K. Depth of the course content

|           |                                     |
|-----------|-------------------------------------|
| Poor      | <input type="checkbox"/>            |
| Fair      | <input type="checkbox"/>            |
| Average   | <input type="checkbox"/>            |
| Good      | <input checked="" type="checkbox"/> |
| Excellent | <input type="checkbox"/>            |

L. Extent of the coverage of course

|           |                                     |
|-----------|-------------------------------------|
| Poor      | <input type="checkbox"/>            |
| Fair      | <input type="checkbox"/>            |
| Average   | <input type="checkbox"/>            |
| Good      | <input checked="" type="checkbox"/> |
| Excellent | <input type="checkbox"/>            |

M. Extent of effort required by the students

|      |                                     |
|------|-------------------------------------|
| Poor | <input type="checkbox"/>            |
| Fair | <input checked="" type="checkbox"/> |



|           |  |
|-----------|--|
| Average   |  |
| Good      |  |
| Excellent |  |

N. Relevance/learning value of Seminar/mini-project/project


|           |   |
|-----------|---|
| Poor      |   |
| Fair      |   |
| Average   |   |
| Good      | ✓ |
| Excellent |   |

O. Overall rating

|           |   |
|-----------|---|
| Poor      |   |
| Fair      |   |
| Average   |   |
| Good      |   |
| Excellent | ✓ |

P. Give suggestions for improvement (to consider during syllabus revision)

B.Tech project work should carry out in the industries related to their field.

  
Signature

Thank you for taking the time to provide feedback.

Your comments will be analysed and considered along with feedback received from other stakeholders. This information will assist KITSW to determine how well the curriculum is meeting the needs of students and to identify areas requiring change or further monitoring.



### FEEDBACK FOR REVIEW OF SYLLABUS

Date: 13/05/2022

KITSW values feedback from students, teachers, employers, parents and alumni regarding its syllabuses and other curriculum matters as part of its continuous improvement policy. To provide feedback please complete the following feedback survey form.

Please select your category:

|                        |                                     |
|------------------------|-------------------------------------|
| Student                | <input checked="" type="checkbox"/> |
| Teacher                | <input type="checkbox"/>            |
| Employer               | <input type="checkbox"/>            |
| Parent                 | <input type="checkbox"/>            |
| Alumni                 | <input type="checkbox"/>            |
| Other (Please specify) | <input type="checkbox"/>            |

### Alumni Feedback

Please give following details:

|                             |                |
|-----------------------------|----------------|
| Name                        | Thota Sushma   |
| Department                  | ECE            |
| Studied during (Acad Years) | 2021-22        |
| Presently employed at       | Cognizant Aene |
| Contact Details             | 6302174969     |

Please rate the following points:

- A. The activities organized by the college/department met the objective of bringing about overall development of the students

|                   |                                     |
|-------------------|-------------------------------------|
| Strongly Agree    | <input checked="" type="checkbox"/> |
| Agree             | <input type="checkbox"/>            |
| Neutral           | <input type="checkbox"/>            |
| Disagree          | <input type="checkbox"/>            |
| Strongly Disagree | <input type="checkbox"/>            |

- B. The facilities provided by college such as laboratories, equipment, computer facilities, internet wi-fi and seminar hall were up-to the mark

|                   |                                     |
|-------------------|-------------------------------------|
| Strongly Agree    | <input checked="" type="checkbox"/> |
| Agree             | <input type="checkbox"/>            |
| Neutral           | <input type="checkbox"/>            |
| Disagree          | <input type="checkbox"/>            |
| Strongly Disagree | <input type="checkbox"/>            |



C. The counseling & guidance provided by the faculties to all students was excellent

|                   |                                     |
|-------------------|-------------------------------------|
| Strongly Agree    | <input checked="" type="checkbox"/> |
| Agree             | <input type="checkbox"/>            |
| Neutral           | <input type="checkbox"/>            |
| Disagree          | <input type="checkbox"/>            |
| Strongly Disagree | <input type="checkbox"/>            |

D. The library facilities provided by the college was excellent

|                   |                                     |
|-------------------|-------------------------------------|
| Strongly Agree    | <input type="checkbox"/>            |
| Agree             | <input checked="" type="checkbox"/> |
| Neutral           | <input type="checkbox"/>            |
| Disagree          | <input type="checkbox"/>            |
| Strongly Disagree | <input type="checkbox"/>            |

E. When you compare yourself with other counterparts from other colleges/university, you feel that you got most of all the facilities and plus some extra which is not available in other colleges

|                   |                                     |
|-------------------|-------------------------------------|
| Strongly Agree    | <input type="checkbox"/>            |
| Agree             | <input checked="" type="checkbox"/> |
| Neutral           | <input type="checkbox"/>            |
| Disagree          | <input type="checkbox"/>            |
| Strongly Disagree | <input type="checkbox"/>            |

F. The syllabus was

|             |                                     |
|-------------|-------------------------------------|
| Challenging | <input type="checkbox"/>            |
| Adequate    | <input checked="" type="checkbox"/> |
| Inadequate  | <input type="checkbox"/>            |
| Dull        | <input type="checkbox"/>            |
| Irrelevant  | <input type="checkbox"/>            |

G. Your background for benefiting from the course was

|                     |                                     |
|---------------------|-------------------------------------|
| Highly Relevant     | <input type="checkbox"/>            |
| Relevant            | <input checked="" type="checkbox"/> |
| Partly Relevant     | <input type="checkbox"/>            |
| Mostly Relevant     | <input type="checkbox"/>            |
| Completely Relevant | <input type="checkbox"/>            |

H. Has your time at KITSW been intellectually enriching?

|            |                                     |
|------------|-------------------------------------|
| Yes        | <input checked="" type="checkbox"/> |
| No         | <input type="checkbox"/>            |
| Marginally | <input type="checkbox"/>            |

Rate your courses on the following points:

I. Learning value (in terms of skills, concepts, knowledge, analytical abilities or broadening perspectives)

|           |                                     |
|-----------|-------------------------------------|
| Poor      | <input type="checkbox"/>            |
| Fair      | <input type="checkbox"/>            |
| Average   | <input type="checkbox"/>            |
| Good      | <input checked="" type="checkbox"/> |
| Excellent | <input type="checkbox"/>            |

J. Applicability/relevance to real life situations

|           |                                     |
|-----------|-------------------------------------|
| Poor      | <input type="checkbox"/>            |
| Fair      | <input type="checkbox"/>            |
| Average   | <input type="checkbox"/>            |
| Good      | <input type="checkbox"/>            |
| Excellent | <input checked="" type="checkbox"/> |

K. Depth of the course content

|           |                                     |
|-----------|-------------------------------------|
| Poor      | <input type="checkbox"/>            |
| Fair      | <input type="checkbox"/>            |
| Average   | <input type="checkbox"/>            |
| Good      | <input type="checkbox"/>            |
| Excellent | <input checked="" type="checkbox"/> |

L. Extent of the coverage of course

|           |                                     |
|-----------|-------------------------------------|
| Poor      | <input type="checkbox"/>            |
| Fair      | <input type="checkbox"/>            |
| Average   | <input type="checkbox"/>            |
| Good      | <input checked="" type="checkbox"/> |
| Excellent | <input type="checkbox"/>            |

M. Extent of effort required by the students

|      |                                     |
|------|-------------------------------------|
| Poor | <input type="checkbox"/>            |
| Fair | <input checked="" type="checkbox"/> |



|           |  |
|-----------|--|
| Average   |  |
| Good      |  |
| Excellent |  |

N. Relevance/learning value of Seminar/mini-project/project

|           |   |
|-----------|---|
| Poor      |   |
| Fair      |   |
| Average   |   |
| Good      |   |
| Excellent | ✓ |

O. Overall rating

|           |   |
|-----------|---|
| Poor      |   |
| Fair      |   |
| Average   |   |
| Good      |   |
| Excellent | ✓ |

P. Give suggestions for improvement (to consider during syllabus revision)

B.Tech project work should carry out in the industries related to their field.

  
Signature

Thank you for taking the time to provide feedback.

Your comments will be analysed and considered along with feedback received from other stakeholders. This information will assist KITSW to determine how well the curriculum is meeting the needs of students and to identify areas requiring change or further monitoring.



### FEEDBACK FOR REVIEW OF SYLLABUS

Date: 21/04/2022

KITSW values feedback from students, teachers, employers, parents and alumni regarding its syllabuses and other curriculum matters as part of its continuous improvement policy. To provide feedback please complete the following feedback survey form.

Please select your category:

|                        |                                     |
|------------------------|-------------------------------------|
| Student                | <input checked="" type="checkbox"/> |
| Teacher                | <input type="checkbox"/>            |
| Employer               | <input type="checkbox"/>            |
| Parent                 | <input type="checkbox"/>            |
| Alumni                 | <input type="checkbox"/>            |
| Other (Please specify) | <input type="checkbox"/>            |

### Alumni Feedback

Please give following details:

|                             |                        |
|-----------------------------|------------------------|
| Name                        | B. Erhuvar Sai         |
| Department                  | ECE                    |
| Studied during (Acad Years) | 2020-22                |
| Presently employed at       | Cognizant GenC Elevate |
| Contact Details             | 8106849206             |

Please rate the following points:

- A. The activities organized by the college/department met the objective of bringing about overall development of the students

|                   |                                     |
|-------------------|-------------------------------------|
| Strongly Agree    | <input checked="" type="checkbox"/> |
| Agree             | <input type="checkbox"/>            |
| Neutral           | <input type="checkbox"/>            |
| Disagree          | <input type="checkbox"/>            |
| Strongly Disagree | <input type="checkbox"/>            |

- B. The facilities provided by college such as laboratories, equipment, computer facilities, internet wi-fi and seminar hall were up-to the mark

|                   |                                     |
|-------------------|-------------------------------------|
| Strongly Agree    | <input type="checkbox"/>            |
| Agree             | <input checked="" type="checkbox"/> |
| Neutral           | <input type="checkbox"/>            |
| Disagree          | <input type="checkbox"/>            |
| Strongly Disagree | <input type="checkbox"/>            |



C. The counseling & guidance provided by the faculties to all students was excellent

|                   |                                     |
|-------------------|-------------------------------------|
| Strongly Agree    | <input checked="" type="checkbox"/> |
| Agree             | <input type="checkbox"/>            |
| Neutral           | <input type="checkbox"/>            |
| Disagree          | <input type="checkbox"/>            |
| Strongly Disagree | <input type="checkbox"/>            |

D. The library facilities provided by the college was excellent

|                   |                                     |
|-------------------|-------------------------------------|
| Strongly Agree    | <input checked="" type="checkbox"/> |
| Agree             | <input type="checkbox"/>            |
| Neutral           | <input type="checkbox"/>            |
| Disagree          | <input type="checkbox"/>            |
| Strongly Disagree | <input type="checkbox"/>            |

E. When you compare yourself with other counterparts from other colleges/ university, you feel that you got most of all the facilities and plus some extra which is not available in other colleges

|                   |                                     |
|-------------------|-------------------------------------|
| Strongly Agree    | <input checked="" type="checkbox"/> |
| Agree             | <input type="checkbox"/>            |
| Neutral           | <input type="checkbox"/>            |
| Disagree          | <input type="checkbox"/>            |
| Strongly Disagree | <input type="checkbox"/>            |

F. The syllabus was

|             |                                     |
|-------------|-------------------------------------|
| Challenging | <input checked="" type="checkbox"/> |
| Adequate    | <input type="checkbox"/>            |
| Inadequate  | <input type="checkbox"/>            |
| Dull        | <input type="checkbox"/>            |
| Irrelevant  | <input type="checkbox"/>            |

G. Your background for benefiting from the course was

|                     |                                     |
|---------------------|-------------------------------------|
| Highly Relevant     | <input checked="" type="checkbox"/> |
| Relevant            | <input type="checkbox"/>            |
| Partly Relevant     | <input type="checkbox"/>            |
| Mostly Relevant     | <input type="checkbox"/>            |
| Completely Relevant | <input type="checkbox"/>            |

H. Has your time at KITSW been intellectually enriching?

|            |                                     |
|------------|-------------------------------------|
| Yes        | <input checked="" type="checkbox"/> |
| No         | <input type="checkbox"/>            |
| Marginally | <input type="checkbox"/>            |

Rate your courses on the following points:

I. Learning value (in terms of skills, concepts, knowledge, analytical abilities or broadening perspectives)

|           |                                     |
|-----------|-------------------------------------|
| Poor      | <input type="checkbox"/>            |
| Fair      | <input type="checkbox"/>            |
| Average   | <input type="checkbox"/>            |
| Good      | <input type="checkbox"/>            |
| Excellent | <input checked="" type="checkbox"/> |

J. Applicability/relevance to real life situations

|           |                                     |
|-----------|-------------------------------------|
| Poor      | <input type="checkbox"/>            |
| Fair      | <input type="checkbox"/>            |
| Average   | <input type="checkbox"/>            |
| Good      | <input checked="" type="checkbox"/> |
| Excellent | <input type="checkbox"/>            |

K. Depth of the course content

|           |                                     |
|-----------|-------------------------------------|
| Poor      | <input type="checkbox"/>            |
| Fair      | <input type="checkbox"/>            |
| Average   | <input type="checkbox"/>            |
| Good      | <input type="checkbox"/>            |
| Excellent | <input checked="" type="checkbox"/> |

L. Extent of the coverage of course

|           |                                     |
|-----------|-------------------------------------|
| Poor      | <input type="checkbox"/>            |
| Fair      | <input type="checkbox"/>            |
| Average   | <input type="checkbox"/>            |
| Good      | <input type="checkbox"/>            |
| Excellent | <input checked="" type="checkbox"/> |

M. Extent of effort required by the students

|      |                                     |
|------|-------------------------------------|
| Poor | <input type="checkbox"/>            |
| Fair | <input checked="" type="checkbox"/> |



|           |   |
|-----------|---|
| Average   |   |
| Good      |   |
| Excellent | ✓ |

N. Relevance/learning value of Seminar/mini-project/project

|           |   |
|-----------|---|
| Poor      |   |
| Fair      |   |
| Average   |   |
| Good      |   |
| Excellent | ✓ |

O. Overall rating

|           |   |
|-----------|---|
| Poor      |   |
| Fair      |   |
| Average   |   |
| Good      |   |
| Excellent | ✓ |

P. Give suggestions for improvement (to consider during syllabus revision)

B.Tech project work should carry out in the industries related to their field.

  
Signature

Thank you for taking the time to provide feedback.

Your comments will be analysed and considered along with feedback received from other stakeholders. This information will assist KITSW to determine how well the curriculum is meeting the needs of students and to identify areas requiring change or further monitoring.



### FEEDBACK FOR REVIEW OF SYLLABUS

Date: 12/08/22

KITSW values feedback from students, teachers, employers, parents and alumni regarding its syllabuses and other curriculum matters as part of its continuous improvement policy. To provide feedback please complete the following feedback survey form.

Please select your category:

|                        |                                     |
|------------------------|-------------------------------------|
| Student                | <input checked="" type="checkbox"/> |
| Teacher                | <input type="checkbox"/>            |
| Employer               | <input type="checkbox"/>            |
| Parent                 | <input type="checkbox"/>            |
| Alumni                 | <input type="checkbox"/>            |
| Other (Please specify) | <input type="checkbox"/>            |

### Alumni Feedback

Please give following details:

|                             |                 |
|-----------------------------|-----------------|
| Name                        | BOLLU GAYATHRI  |
| Department                  | ECE             |
| Studied during (Acad Years) | 2021-2022       |
| Presently employed at       | ACCENTURE - ASE |
| Contact Details             | 9700694863      |

Please rate the following points:

- A. The activities organized by the college/department met the objective of bringing about overall development of the students

|                   |                                     |
|-------------------|-------------------------------------|
| Strongly Agree    | <input checked="" type="checkbox"/> |
| Agree             | <input type="checkbox"/>            |
| Neutral           | <input type="checkbox"/>            |
| Disagree          | <input type="checkbox"/>            |
| Strongly Disagree | <input type="checkbox"/>            |

- B. The facilities provided by college such as laboratories, equipment, computer facilities, internet wi-fi and seminar hall were up-to the mark

|                   |                                     |
|-------------------|-------------------------------------|
| Strongly Agree    | <input checked="" type="checkbox"/> |
| Agree             | <input type="checkbox"/>            |
| Neutral           | <input type="checkbox"/>            |
| Disagree          | <input type="checkbox"/>            |
| Strongly Disagree | <input type="checkbox"/>            |



C. The counseling & guidance provided by the faculties to all students was excellent

|                   |                                     |
|-------------------|-------------------------------------|
| Strongly Agree    | <input checked="" type="checkbox"/> |
| Agree             | <input type="checkbox"/>            |
| Neutral           | <input type="checkbox"/>            |
| Disagree          | <input type="checkbox"/>            |
| Strongly Disagree | <input type="checkbox"/>            |

D. The library facilities provided by the college was excellent

|                   |                                     |
|-------------------|-------------------------------------|
| Strongly Agree    | <input checked="" type="checkbox"/> |
| Agree             | <input type="checkbox"/>            |
| Neutral           | <input type="checkbox"/>            |
| Disagree          | <input type="checkbox"/>            |
| Strongly Disagree | <input type="checkbox"/>            |

E. When you compare yourself with other counterparts from other colleges/ university, you feel that you got most of all the facilities and plus some extra which is not available in other colleges

|                   |                                     |
|-------------------|-------------------------------------|
| Strongly Agree    | <input checked="" type="checkbox"/> |
| Agree             | <input type="checkbox"/>            |
| Neutral           | <input type="checkbox"/>            |
| Disagree          | <input type="checkbox"/>            |
| Strongly Disagree | <input type="checkbox"/>            |

F. The syllabus was

|             |                                     |
|-------------|-------------------------------------|
| Challenging | <input checked="" type="checkbox"/> |
| Adequate    | <input type="checkbox"/>            |
| Inadequate  | <input type="checkbox"/>            |
| Dull        | <input type="checkbox"/>            |
| Irrelevant  | <input type="checkbox"/>            |

G. Your background for benefiting from the course was

|                     |                                     |
|---------------------|-------------------------------------|
| Highly Relevant     | <input checked="" type="checkbox"/> |
| Relevant            | <input type="checkbox"/>            |
| Partly Relevant     | <input type="checkbox"/>            |
| Mostly Relevant     | <input type="checkbox"/>            |
| Completely Relevant | <input type="checkbox"/>            |

H. Has your time at KITSW been intellectually enriching?

|            |                                     |
|------------|-------------------------------------|
| Yes        | <input checked="" type="checkbox"/> |
| No         | <input type="checkbox"/>            |
| Marginally | <input type="checkbox"/>            |

Rate your courses on the following points:

I. Learning value (in terms of skills, concepts, knowledge, analytical abilities or broadening perspectives)

|           |                                     |
|-----------|-------------------------------------|
| Poor      | <input type="checkbox"/>            |
| Fair      | <input type="checkbox"/>            |
| Average   | <input type="checkbox"/>            |
| Good      | <input checked="" type="checkbox"/> |
| Excellent | <input type="checkbox"/>            |

J. Applicability/relevance to real life situations

|           |                                     |
|-----------|-------------------------------------|
| Poor      | <input type="checkbox"/>            |
| Fair      | <input type="checkbox"/>            |
| Average   | <input type="checkbox"/>            |
| Good      | <input checked="" type="checkbox"/> |
| Excellent | <input type="checkbox"/>            |

K. Depth of the course content

|           |                                     |
|-----------|-------------------------------------|
| Poor      | <input type="checkbox"/>            |
| Fair      | <input type="checkbox"/>            |
| Average   | <input type="checkbox"/>            |
| Good      | <input type="checkbox"/>            |
| Excellent | <input checked="" type="checkbox"/> |

L. Extent of the coverage of course

|           |                                     |
|-----------|-------------------------------------|
| Poor      | <input type="checkbox"/>            |
| Fair      | <input type="checkbox"/>            |
| Average   | <input type="checkbox"/>            |
| Good      | <input type="checkbox"/>            |
| Excellent | <input checked="" type="checkbox"/> |

M. Extent of effort required by the students

|      |                          |
|------|--------------------------|
| Poor | <input type="checkbox"/> |
| Fair | <input type="checkbox"/> |



|           |   |
|-----------|---|
| Average   |   |
| Good      |   |
| Excellent | ✓ |

N. Relevance/learning value of Seminar/mini-project/project

|           |   |
|-----------|---|
| Poor      |   |
| Fair      |   |
| Average   |   |
| Good      |   |
| Excellent | ✓ |

O. Overall rating

|           |   |
|-----------|---|
| Poor      |   |
| Fair      |   |
| Average   |   |
| Good      | ✓ |
| Excellent |   |

P. Give suggestions for improvement (to consider during syllabus revision)

B.Tech project work should carry out in the industries related to their field.

*B. Gouyathri*  
Signature

Thank you for taking the time to provide feedback.

Your comments will be analysed and considered along with feedback received from other stakeholders. This information will assist KITSW to determine how well the curriculum is meeting the needs of students and to identify areas requiring change or further monitoring.



### FEEDBACK FOR REVIEW OF SYLLABUS

Date: 16/04/22

KITSW values feedback from students, teachers, employers, parents and alumni regarding its syllabuses and other curriculum matters as part of its continuous improvement policy. To provide feedback please complete the following feedback survey form.

Please select your category:

|                        |                                     |
|------------------------|-------------------------------------|
| Student                | <input checked="" type="checkbox"/> |
| Teacher                | <input type="checkbox"/>            |
| Employer               | <input type="checkbox"/>            |
| Parent                 | <input type="checkbox"/>            |
| Alumni                 | <input type="checkbox"/>            |
| Other (Please specify) | <input type="checkbox"/>            |

### Alumni Feedback

Please give following details:

|                             |                        |
|-----------------------------|------------------------|
| Name                        | Thalla Sowmya Sri      |
| Department                  | ECE                    |
| Studied during (Acad Years) | 2021-22                |
| Presently employed at       | Accenture Advanced ASE |
| Contact Details             | 9646510705             |

Please rate the following points:

- A. The activities organized by the college/department met the objective of bringing about overall development of the students

|                   |                                     |
|-------------------|-------------------------------------|
| Strongly Agree    | <input checked="" type="checkbox"/> |
| Agree             | <input type="checkbox"/>            |
| Neutral           | <input type="checkbox"/>            |
| Disagree          | <input type="checkbox"/>            |
| Strongly Disagree | <input type="checkbox"/>            |

- B. The facilities provided by college such as laboratories, equipment, computer facilities, internet wi-fi and seminar hall were up-to the mark

|                   |                                     |
|-------------------|-------------------------------------|
| Strongly Agree    | <input type="checkbox"/>            |
| Agree             | <input checked="" type="checkbox"/> |
| Neutral           | <input type="checkbox"/>            |
| Disagree          | <input type="checkbox"/>            |
| Strongly Disagree | <input type="checkbox"/>            |



C. The counseling & guidance provided by the faculties to all students was excellent

|                   |   |
|-------------------|---|
| Strongly Agree    |   |
| Agree             | ✓ |
| Neutral           |   |
| Disagree          |   |
| Strongly Disagree |   |

D. The library facilities provided by the college was excellent

|                   |   |
|-------------------|---|
| Strongly Agree    | ✓ |
| Agree             |   |
| Neutral           |   |
| Disagree          |   |
| Strongly Disagree |   |

E. When you compare yourself with other counterparts from other colleges/ university, you feel that you got most of all the facilities and plus some extra which is not available in other colleges

|                   |   |
|-------------------|---|
| Strongly Agree    | ✓ |
| Agree             |   |
| Neutral           |   |
| Disagree          |   |
| Strongly Disagree |   |

F. The syllabus was

|             |   |
|-------------|---|
| Challenging |   |
| Adequate    | ✓ |
| Inadequate  |   |
| Dull        |   |
| Irrelevant  |   |

G. Your background for benefiting from the course was

|                     |   |
|---------------------|---|
| Highly Relevant     | ✓ |
| Relevant            |   |
| Partly Relevant     |   |
| Mostly Relevant     |   |
| Completely Relevant |   |

H. Has your time at KITSW been intellectually enriching?

|            |                                     |
|------------|-------------------------------------|
| Yes        | <input checked="" type="checkbox"/> |
| No         | <input type="checkbox"/>            |
| Marginally | <input type="checkbox"/>            |

Rate *your courses* on the following points:

I. Learning value (*in terms of skills, concepts, knowledge, analytical abilities or broadening perspectives*)

|           |                                     |
|-----------|-------------------------------------|
| Poor      | <input type="checkbox"/>            |
| Fair      | <input type="checkbox"/>            |
| Average   | <input type="checkbox"/>            |
| Good      | <input checked="" type="checkbox"/> |
| Excellent | <input type="checkbox"/>            |

J. Applicability/ relevance to real life situations

|           |                                     |
|-----------|-------------------------------------|
| Poor      | <input type="checkbox"/>            |
| Fair      | <input type="checkbox"/>            |
| Average   | <input type="checkbox"/>            |
| Good      | <input type="checkbox"/>            |
| Excellent | <input checked="" type="checkbox"/> |

K. Depth of the course content

|           |                                     |
|-----------|-------------------------------------|
| Poor      | <input type="checkbox"/>            |
| Fair      | <input type="checkbox"/>            |
| Average   | <input type="checkbox"/>            |
| Good      | <input type="checkbox"/>            |
| Excellent | <input checked="" type="checkbox"/> |

L. Extent of the coverage of course

|           |                                     |
|-----------|-------------------------------------|
| Poor      | <input type="checkbox"/>            |
| Fair      | <input type="checkbox"/>            |
| Average   | <input type="checkbox"/>            |
| Good      | <input checked="" type="checkbox"/> |
| Excellent | <input type="checkbox"/>            |

M. Extent of effort required by the students

|      |                                     |
|------|-------------------------------------|
| Poor | <input type="checkbox"/>            |
| Fair | <input checked="" type="checkbox"/> |



|           |  |
|-----------|--|
| Average   |  |
| Good      |  |
| Excellent |  |

N. Relevance/ learning value of Seminar/ mini-project/ project

|           |   |
|-----------|---|
| Poor      |   |
| Fair      |   |
| Average   |   |
| Good      | ✓ |
| Excellent |   |

O. Overall rating

|           |   |
|-----------|---|
| Poor      |   |
| Fair      |   |
| Average   |   |
| Good      |   |
| Excellent | ✓ |

P. Give suggestions for improvement (to consider during syllabus revision)

B.Tech project work should carry out in the industries related to their field.

*Sowmya*  
Signature

Thank you for taking the time to provide feedback.

Your comments will be analysed and considered along with feedback received from other stakeholders. This information will assist KITSW to determine how well the curriculum is meeting the needs of students and to identify areas requiring change or further monitoring.



**FEEDBACK FOR REVIEW OF SYLLABUS**

Date: 16/08/22

KITSW values feedback from students, teachers, employers, parents and alumni regarding its syllabuses and other curriculum matters as part of its continuous improvement policy. To provide feedback please complete the following feedback survey form.

Please select your category:

|                        |                                     |
|------------------------|-------------------------------------|
| Student                | <input checked="" type="checkbox"/> |
| Teacher                | <input type="checkbox"/>            |
| Employer               | <input type="checkbox"/>            |
| Parent                 | <input type="checkbox"/>            |
| Alumni                 | <input type="checkbox"/>            |
| Other (Please specify) | <input type="checkbox"/>            |

**Alumni Feedback**

Please give following details:

|                             |                 |
|-----------------------------|-----------------|
| Name                        | Akkala Shruthi  |
| Department                  | ECE             |
| Studied during (Acad Years) | 2021-22         |
| Presently employed at       | Modak Analytics |
| Contact Details             | 8919041296      |

Please rate the following points:

- A. The activities organized by the college/department met the objective of bringing about overall development of the students

|                   |                                     |
|-------------------|-------------------------------------|
| Strongly Agree    | <input checked="" type="checkbox"/> |
| Agree             | <input type="checkbox"/>            |
| Neutral           | <input type="checkbox"/>            |
| Disagree          | <input type="checkbox"/>            |
| Strongly Disagree | <input type="checkbox"/>            |

- B. The facilities provided by college such as laboratories, equipment, computer facilities, internet wi-fi and seminar hall were up-to the mark

|                   |                                     |
|-------------------|-------------------------------------|
| Strongly Agree    | <input type="checkbox"/>            |
| Agree             | <input checked="" type="checkbox"/> |
| Neutral           | <input type="checkbox"/>            |
| Disagree          | <input type="checkbox"/>            |
| Strongly Disagree | <input type="checkbox"/>            |

C. The counseling & guidance provided by the faculties to all students was excellent

|                   |                                     |
|-------------------|-------------------------------------|
| Strongly Agree    | <input checked="" type="checkbox"/> |
| Agree             | <input type="checkbox"/>            |
| Neutral           | <input type="checkbox"/>            |
| Disagree          | <input type="checkbox"/>            |
| Strongly Disagree | <input type="checkbox"/>            |

D. The library facilities provided by the college was excellent

|                   |                                     |
|-------------------|-------------------------------------|
| Strongly Agree    | <input checked="" type="checkbox"/> |
| Agree             | <input type="checkbox"/>            |
| Neutral           | <input type="checkbox"/>            |
| Disagree          | <input type="checkbox"/>            |
| Strongly Disagree | <input type="checkbox"/>            |

E. When you compare yourself with other counterparts from other colleges/ university, you feel that you got most of all the facilities and plus some extra which is not available in other colleges

|                   |                                     |
|-------------------|-------------------------------------|
| Strongly Agree    | <input checked="" type="checkbox"/> |
| Agree             | <input type="checkbox"/>            |
| Neutral           | <input type="checkbox"/>            |
| Disagree          | <input type="checkbox"/>            |
| Strongly Disagree | <input type="checkbox"/>            |

F. The syllabus was

|             |                                     |
|-------------|-------------------------------------|
| Challenging | <input checked="" type="checkbox"/> |
| Adequate    | <input type="checkbox"/>            |
| Inadequate  | <input type="checkbox"/>            |
| Dull        | <input type="checkbox"/>            |
| Irrelevant  | <input type="checkbox"/>            |

G. Your background for benefiting from the course was

|                     |                                     |
|---------------------|-------------------------------------|
| Highly Relevant     | <input checked="" type="checkbox"/> |
| Relevant            | <input type="checkbox"/>            |
| Partly Relevant     | <input type="checkbox"/>            |
| Mostly Relevant     | <input type="checkbox"/>            |
| Completely Relevant | <input type="checkbox"/>            |



H. Has your time at KITSW been intellectually enriching?

|            |                                     |
|------------|-------------------------------------|
| Yes        | <input checked="" type="checkbox"/> |
| No         | <input type="checkbox"/>            |
| Marginally | <input type="checkbox"/>            |

Rate your courses on the following points:

I. Learning value (in terms of skills, concepts, knowledge, analytical abilities or broadening perspectives)

|           |                                     |
|-----------|-------------------------------------|
| Poor      | <input type="checkbox"/>            |
| Fair      | <input type="checkbox"/>            |
| Average   | <input type="checkbox"/>            |
| Good      | <input type="checkbox"/>            |
| Excellent | <input checked="" type="checkbox"/> |

J. Applicability/relevance to real life situations

|           |                                     |
|-----------|-------------------------------------|
| Poor      | <input type="checkbox"/>            |
| Fair      | <input type="checkbox"/>            |
| Average   | <input type="checkbox"/>            |
| Good      | <input checked="" type="checkbox"/> |
| Excellent | <input type="checkbox"/>            |

K. Depth of the course content

|           |                                     |
|-----------|-------------------------------------|
| Poor      | <input type="checkbox"/>            |
| Fair      | <input type="checkbox"/>            |
| Average   | <input type="checkbox"/>            |
| Good      | <input type="checkbox"/>            |
| Excellent | <input checked="" type="checkbox"/> |

L. Extent of the coverage of course

|           |                                     |
|-----------|-------------------------------------|
| Poor      | <input type="checkbox"/>            |
| Fair      | <input type="checkbox"/>            |
| Average   | <input type="checkbox"/>            |
| Good      | <input checked="" type="checkbox"/> |
| Excellent | <input type="checkbox"/>            |

M. Extent of effort required by the students

|      |                          |
|------|--------------------------|
| Poor | <input type="checkbox"/> |
| Fair | <input type="checkbox"/> |

|           |   |
|-----------|---|
| Average   |   |
| Good      | ✓ |
| Excellent |   |

N. Relevance/learning value of Seminar/mini-project/project

|           |   |
|-----------|---|
| Poor      |   |
| Fair      |   |
| Average   |   |
| Good      | ✓ |
| Excellent |   |

O. Overall rating

|           |   |
|-----------|---|
| Poor      |   |
| Fair      |   |
| Average   | ✓ |
| Good      |   |
| Excellent |   |

P. Give suggestions for improvement (to consider during syllabus revision)

B.Tech project work should carry out in the industries related to their field.

*Shruti*  
Signature

Thank you for taking the time to provide feedback.

Your comments will be analysed and considered along with feedback received from other stakeholders. This information will assist KITSW to determine how well the curriculum is meeting the needs of students and to identify areas requiring change or further monitoring.



**FEEDBACK FOR REVIEW OF SYLLABUS**

Date: 19/08/22

KITSW values feedback from students, teachers, employers, parents and alumni regarding its syllabuses and other curriculum matters as part of its continuous improvement policy. To provide feedback please complete the following feedback survey form.

Please select your category:

|                        |                                     |
|------------------------|-------------------------------------|
| Student                | <input checked="" type="checkbox"/> |
| Teacher                | <input type="checkbox"/>            |
| Employer               | <input type="checkbox"/>            |
| Parent                 | <input type="checkbox"/>            |
| Alumni                 | <input type="checkbox"/>            |
| Other (Please specify) | <input type="checkbox"/>            |

**Alumni Feedback**

Please give following details:

|                             |                   |
|-----------------------------|-------------------|
| Name                        | A. Vamsi Krishna  |
| Department                  | EC                |
| Studied during (Acad Years) | 2021-22           |
| Presently employed at       | Wipro Talent Next |
| Contact Details             | 7337545852        |

Please rate the following points:

- A. The activities organized by the college/department met the objective of bringing about overall development of the students

|                   |                                     |
|-------------------|-------------------------------------|
| Strongly Agree    | <input checked="" type="checkbox"/> |
| Agree             | <input type="checkbox"/>            |
| Neutral           | <input type="checkbox"/>            |
| Disagree          | <input type="checkbox"/>            |
| Strongly Disagree | <input type="checkbox"/>            |

- B. The facilities provided by college such as laboratories, equipment, computer facilities, internet wi-fi and seminar hall were up-to the mark

|                   |                                     |
|-------------------|-------------------------------------|
| Strongly Agree    | <input checked="" type="checkbox"/> |
| Agree             | <input type="checkbox"/>            |
| Neutral           | <input type="checkbox"/>            |
| Disagree          | <input type="checkbox"/>            |
| Strongly Disagree | <input type="checkbox"/>            |



C. The counseling & guidance provided by the faculties to all students was excellent

|                   |   |
|-------------------|---|
| Strongly Agree    | ✓ |
| Agree             |   |
| Neutral           |   |
| Disagree          |   |
| Strongly Disagree |   |

D. The library facilities provided by the college was excellent

|                   |   |
|-------------------|---|
| Strongly Agree    | ✓ |
| Agree             |   |
| Neutral           |   |
| Disagree          |   |
| Strongly Disagree |   |

E. When you compare yourself with other counterparts from other colleges/ university, you feel that you got most of all the facilities and plus some extra which is not available in other colleges

|                   |   |
|-------------------|---|
| Strongly Agree    |   |
| Agree             | ✓ |
| Neutral           |   |
| Disagree          |   |
| Strongly Disagree |   |

F. The syllabus was

|             |   |
|-------------|---|
| Challenging | ✓ |
| Adequate    |   |
| Inadequate  |   |
| Dull        |   |
| Irrelevant  |   |

G. Your background for benefiting from the course was

|                     |   |
|---------------------|---|
| Highly Relevant     | ✓ |
| Relevant            |   |
| Partly Relevant     |   |
| Mostly Relevant     |   |
| Completely Relevant |   |

H. Has your time at KITSW been intellectually enriching?

|            |                                     |
|------------|-------------------------------------|
| Yes        | <input checked="" type="checkbox"/> |
| No         |                                     |
| Marginally |                                     |

Rate your courses on the following points:

I. Learning value (in terms of skills, concepts, knowledge, analytical abilities or broadening perspectives)

|           |                                     |
|-----------|-------------------------------------|
| Poor      |                                     |
| Fair      |                                     |
| Average   |                                     |
| Good      |                                     |
| Excellent | <input checked="" type="checkbox"/> |

J. Applicability/relevance to real life situations

|           |                                     |
|-----------|-------------------------------------|
| Poor      |                                     |
| Fair      |                                     |
| Average   |                                     |
| Good      |                                     |
| Excellent | <input checked="" type="checkbox"/> |

K. Depth of the course content

|           |                                     |
|-----------|-------------------------------------|
| Poor      |                                     |
| Fair      |                                     |
| Average   |                                     |
| Good      | <input checked="" type="checkbox"/> |
| Excellent |                                     |

L. Extent of the coverage of course

|           |                                     |
|-----------|-------------------------------------|
| Poor      |                                     |
| Fair      |                                     |
| Average   |                                     |
| Good      |                                     |
| Excellent | <input checked="" type="checkbox"/> |

M. Extent of effort required by the students

|      |  |
|------|--|
| Poor |  |
| Fair |  |

|           |   |
|-----------|---|
| Average   |   |
| Good      |   |
| Excellent | ✓ |

N. Relevance/learning value of Seminar/mini-project/project

|           |   |
|-----------|---|
| Poor      |   |
| Fair      |   |
| Average   |   |
| Good      |   |
| Excellent | ✓ |

O. Overall rating

|           |   |
|-----------|---|
| Poor      |   |
| Fair      |   |
| Average   |   |
| Good      |   |
| Excellent | ✓ |

P. Give suggestions for improvement (*to consider during syllabus revision*)

B.Tech project work should carry out in the industries related to their field.

  
Signature

Thank you for taking the time to provide feedback.

Your comments will be analysed and considered along with feedback received from other stakeholders. This information will assist KITSW to determine how well the curriculum is meeting the needs of students and to identify areas requiring change or further monitoring.





### FEEDBACK FOR REVIEW OF SYLLABUS

Date: 15/03/22

KITSW values feedback from students, teachers, employers, parents and alumni regarding its syllabuses and other curriculum matters as part of its continuous improvement policy. To provide feedback please complete the following feedback survey form.

Please select your category:

|                        |                                     |
|------------------------|-------------------------------------|
| Student                | <input checked="" type="checkbox"/> |
| Teacher                | <input type="checkbox"/>            |
| Employer               | <input type="checkbox"/>            |
| Parent                 | <input type="checkbox"/>            |
| Alumni                 | <input type="checkbox"/>            |
| Other (Please specify) | <input type="checkbox"/>            |

### Alumni Feedback

Please give following details:

|                             |                   |
|-----------------------------|-------------------|
| Name                        | BALU GIRI BABU    |
| Department                  | ECE               |
| Studied during (Acad Years) | 2021-2022         |
| Presently employed at       | Dxc- Technologies |
| Contact Details             | 9381932428        |

Please rate the following points:

- A. The activities organized by the college/department met the objective of bringing about overall development of the students

|                   |                                     |
|-------------------|-------------------------------------|
| Strongly Agree    | <input checked="" type="checkbox"/> |
| Agree             | <input type="checkbox"/>            |
| Neutral           | <input type="checkbox"/>            |
| Disagree          | <input type="checkbox"/>            |
| Strongly Disagree | <input type="checkbox"/>            |

- B. The facilities provided by college such as laboratories, equipment, computer facilities, internet wi-fi and seminar hall were up-to the mark

|                   |                                     |
|-------------------|-------------------------------------|
| Strongly Agree    | <input checked="" type="checkbox"/> |
| Agree             | <input type="checkbox"/>            |
| Neutral           | <input type="checkbox"/>            |
| Disagree          | <input type="checkbox"/>            |
| Strongly Disagree | <input type="checkbox"/>            |



C. The counseling & guidance provided by the faculties to all students was excellent

|                   |                                     |
|-------------------|-------------------------------------|
| Strongly Agree    | <input checked="" type="checkbox"/> |
| Agree             |                                     |
| Neutral           |                                     |
| Disagree          |                                     |
| Strongly Disagree |                                     |

D. The library facilities provided by the college was excellent

|                   |                                     |
|-------------------|-------------------------------------|
| Strongly Agree    | <input checked="" type="checkbox"/> |
| Agree             |                                     |
| Neutral           |                                     |
| Disagree          |                                     |
| Strongly Disagree |                                     |

E. When you compare yourself with other counterparts from other colleges/ university, you feel that you got most of all the facilities and plus some extra which is not available in other colleges

|                   |                                     |
|-------------------|-------------------------------------|
| Strongly Agree    | <input checked="" type="checkbox"/> |
| Agree             |                                     |
| Neutral           |                                     |
| Disagree          |                                     |
| Strongly Disagree |                                     |

F. The syllabus was

|             |                                     |
|-------------|-------------------------------------|
| Challenging | <input checked="" type="checkbox"/> |
| Adequate    |                                     |
| Inadequate  |                                     |
| Dull        |                                     |
| Irrelevant  |                                     |

G. Your background for benefiting from the course was

|                     |                                     |
|---------------------|-------------------------------------|
| Highly Relevant     | <input checked="" type="checkbox"/> |
| Relevant            |                                     |
| Partly Relevant     |                                     |
| Mostly Relevant     |                                     |
| Completely Relevant |                                     |



H. Has your time at KITSW been intellectually enriching?

|            |                                     |
|------------|-------------------------------------|
| Yes        | <input checked="" type="checkbox"/> |
| No         | <input type="checkbox"/>            |
| Marginally | <input type="checkbox"/>            |

Rate your courses on the following points:

I. Learning value (in terms of skills, concepts, knowledge, analytical abilities or broadening perspectives)

|           |                                     |
|-----------|-------------------------------------|
| Poor      | <input type="checkbox"/>            |
| Fair      | <input type="checkbox"/>            |
| Average   | <input type="checkbox"/>            |
| Good      | <input type="checkbox"/>            |
| Excellent | <input checked="" type="checkbox"/> |

J. Applicability/relevance to real life situations

|           |                                     |
|-----------|-------------------------------------|
| Poor      | <input type="checkbox"/>            |
| Fair      | <input type="checkbox"/>            |
| Average   | <input type="checkbox"/>            |
| Good      | <input checked="" type="checkbox"/> |
| Excellent | <input type="checkbox"/>            |

K. Depth of the course content

|           |                                     |
|-----------|-------------------------------------|
| Poor      | <input type="checkbox"/>            |
| Fair      | <input type="checkbox"/>            |
| Average   | <input type="checkbox"/>            |
| Good      | <input type="checkbox"/>            |
| Excellent | <input checked="" type="checkbox"/> |

L. Extent of the coverage of course

|           |                                     |
|-----------|-------------------------------------|
| Poor      | <input type="checkbox"/>            |
| Fair      | <input type="checkbox"/>            |
| Average   | <input type="checkbox"/>            |
| Good      | <input type="checkbox"/>            |
| Excellent | <input checked="" type="checkbox"/> |

M. Extent of effort required by the students

|      |                                     |
|------|-------------------------------------|
| Poor | <input type="checkbox"/>            |
| Fair | <input checked="" type="checkbox"/> |



|           |  |
|-----------|--|
| Average   |  |
| Good      |  |
| Excellent |  |

N. Relevance/learning value of Seminar/mini-project/project

|           |   |
|-----------|---|
| Poor      |   |
| Fair      |   |
| Average   |   |
| Good      | ✓ |
| Excellent |   |

O. Overall rating

|           |   |
|-----------|---|
| Poor      |   |
| Fair      |   |
| Average   |   |
| Good      | ✓ |
| Excellent |   |

P. Give suggestions for improvement (to consider during syllabus revision)

B.Tech project work should carry out in the industries related to their field.

Giri Babu  
Signature

Thank you for taking the time to provide feedback.

Your comments will be analysed and considered along with feedback received from other stakeholders. This information will assist KITSW to determine how well the curriculum is meeting the needs of students and to identify areas requiring change or further monitoring.





## FEEDBACK FOR REVIEW OF SYLLABUS

Date: 10/6/22

KITSW values feedback from students, teachers, employers, parents and alumni regarding its syllabuses and other curriculum matters as part of its continuous improvement policy. To provide feedback please complete the following feedback survey form.

Please select your category:

|                        |                                     |
|------------------------|-------------------------------------|
| Student                | <input checked="" type="checkbox"/> |
| Teacher                | <input type="checkbox"/>            |
| Employer               | <input type="checkbox"/>            |
| Parent                 | <input type="checkbox"/>            |
| Alumni                 | <input type="checkbox"/>            |
| Other (Please specify) | <input type="checkbox"/>            |

### Alumni Feedback

Please give following details:

|                             |               |
|-----------------------------|---------------|
| Name                        | Bejgam. Rahul |
| Department                  | ECE           |
| Studied during (Acad Years) | 2021-22       |
| Presently employed at       | Hexaware      |
| Contact Details             | 7981979312    |

Please rate the following points:

- A. The activities organized by the college/department met the objective of bringing about overall development of the students

|                   |                                     |
|-------------------|-------------------------------------|
| Strongly Agree    | <input type="checkbox"/>            |
| Agree             | <input checked="" type="checkbox"/> |
| Neutral           | <input type="checkbox"/>            |
| Disagree          | <input type="checkbox"/>            |
| Strongly Disagree | <input type="checkbox"/>            |

- B. The facilities provided by college such as laboratories, equipment, computer facilities, internet wi-fi and seminar hall were up-to the mark

|                   |                                     |
|-------------------|-------------------------------------|
| Strongly Agree    | <input type="checkbox"/>            |
| Agree             | <input checked="" type="checkbox"/> |
| Neutral           | <input type="checkbox"/>            |
| Disagree          | <input type="checkbox"/>            |
| Strongly Disagree | <input type="checkbox"/>            |



C. The counseling & guidance provided by the faculties to all students was excellent

|                   |   |
|-------------------|---|
| Strongly Agree    | ✓ |
| Agree             |   |
| Neutral           |   |
| Disagree          |   |
| Strongly Disagree |   |

D. The library facilities provided by the college was excellent

|                   |   |
|-------------------|---|
| Strongly Agree    | ✓ |
| Agree             |   |
| Neutral           |   |
| Disagree          |   |
| Strongly Disagree |   |

E. When you compare yourself with other counterparts from other colleges/ university, you feel that you got most of all the facilities and plus some extra which is not available in other colleges

|                   |   |
|-------------------|---|
| Strongly Agree    |   |
| Agree             | ✓ |
| Neutral           |   |
| Disagree          |   |
| Strongly Disagree |   |

F. The syllabus was

|             |   |
|-------------|---|
| Challenging |   |
| Adequate    | ✓ |
| Inadequate  |   |
| Dull        |   |
| Irrelevant  |   |

G. Your background for benefiting from the course was

|                     |   |
|---------------------|---|
| Highly Relevant     |   |
| Relevant            |   |
| Partly Relevant     |   |
| Mostly Relevant     | ✓ |
| Completely Relevant |   |



H. Has your time at KITSW been intellectually enriching?

|            |                                     |
|------------|-------------------------------------|
| Yes        | <input checked="" type="checkbox"/> |
| No         | <input type="checkbox"/>            |
| Marginally | <input type="checkbox"/>            |

Rate your courses on the following points:

- I. Learning value (in terms of skills, concepts, knowledge, analytical abilities or broadening perspectives)

|           |                                     |
|-----------|-------------------------------------|
| Poor      | <input type="checkbox"/>            |
| Fair      | <input type="checkbox"/>            |
| Average   | <input type="checkbox"/>            |
| Good      | <input type="checkbox"/>            |
| Excellent | <input checked="" type="checkbox"/> |

- J. Applicability/relevance to real life situations

|           |                                     |
|-----------|-------------------------------------|
| Poor      | <input type="checkbox"/>            |
| Fair      | <input type="checkbox"/>            |
| Average   | <input type="checkbox"/>            |
| Good      | <input checked="" type="checkbox"/> |
| Excellent | <input type="checkbox"/>            |

- K. Depth of the course content

|           |                                     |
|-----------|-------------------------------------|
| Poor      | <input type="checkbox"/>            |
| Fair      | <input type="checkbox"/>            |
| Average   | <input type="checkbox"/>            |
| Good      | <input type="checkbox"/>            |
| Excellent | <input checked="" type="checkbox"/> |

- L. Extent of the coverage of course

|           |                                     |
|-----------|-------------------------------------|
| Poor      | <input type="checkbox"/>            |
| Fair      | <input type="checkbox"/>            |
| Average   | <input type="checkbox"/>            |
| Good      | <input checked="" type="checkbox"/> |
| Excellent | <input type="checkbox"/>            |

- M. Extent of effort required by the students

|      |                          |
|------|--------------------------|
| Poor | <input type="checkbox"/> |
| Fair | <input type="checkbox"/> |



|           |   |
|-----------|---|
| Average   |   |
| Good      |   |
| Excellent | ✓ |

N. Relevance/learning value of Seminar/mini-project/project

|           |   |
|-----------|---|
| Poor      |   |
| Fair      |   |
| Average   |   |
| Good      | ✓ |
| Excellent |   |

O. Overall rating

|           |   |
|-----------|---|
| Poor      |   |
| Fair      |   |
| Average   |   |
| Good      |   |
| Excellent | ✓ |

P. Give suggestions for improvement *(to consider during syllabus revision)*

B.Tech project work should carry out in the industries related to their field.

  
Signature

Thank you for taking the time to provide feedback.

Your comments will be analysed and considered along with feedback received from other stakeholders. This information will assist KITSW to determine how well the curriculum is meeting the needs of students and to identify areas requiring change or further monitoring.